



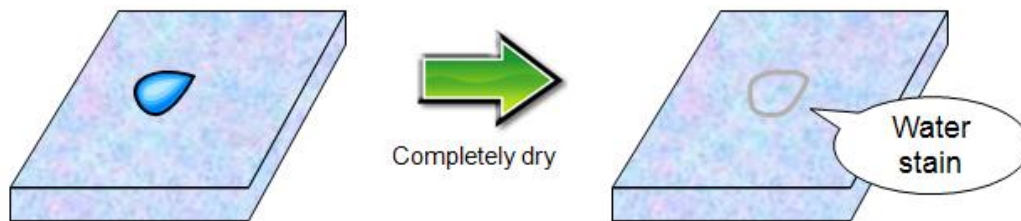
Technical Bulletin

STB-20110512

The information contained here is intended to provide the recommended cleaning method for water stains on the surface of Staron and Radianz installation.

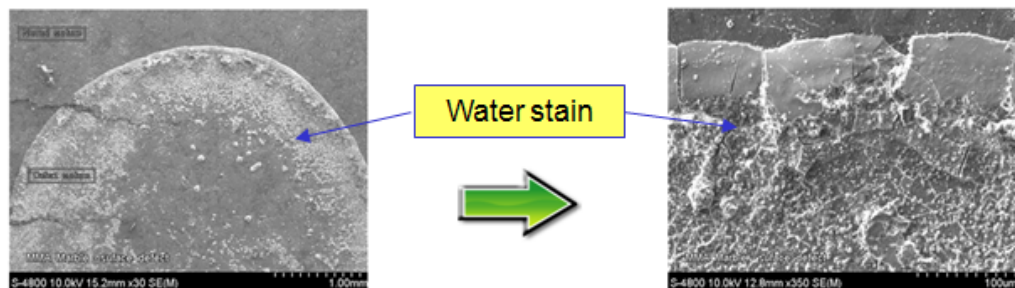
1) Test procedures and result

- ① The evaporation of hard water on Staron & Radianz leaves behind mineral 'Water Stain'. Compared to Staron & Radianz, natural stone surface tends to absorb them which is considerably undetectable.



2) The ingredients of water spot

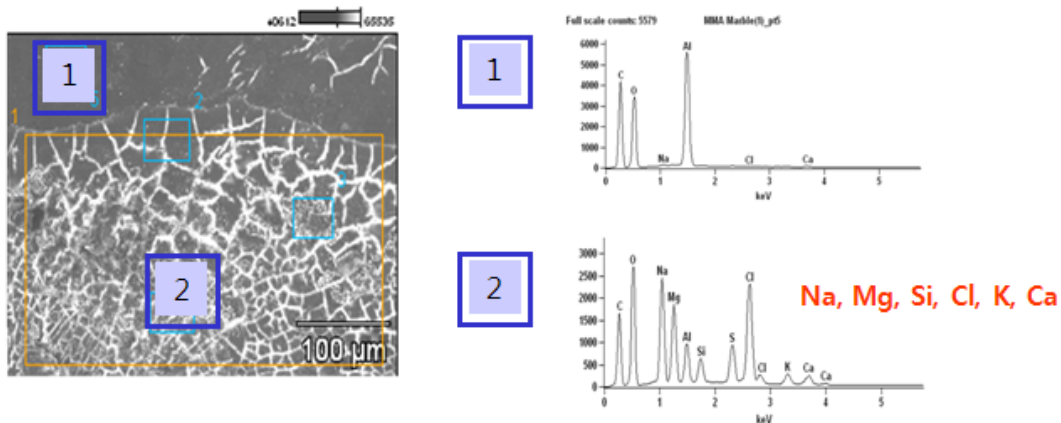
- ① Through examining the water spot under a SEM (Scanning Electron Microscope), various fine-particles were found on the surface of Staron.



Technical Bulletin

STB-20110512

- ② Through analyzing these particles under EDS (Energy Dispersive Spectroscopy), they were identified as inorganic materials.



3) The reason why inorganic particles are in the water

- Although drinking water is filtered by the water purifier, most inorganic particles in water are small enough to pass through the water purifier. Since the tap water especially contains CaCO_3 in Europe and USA, water stains can be highly visible if they are left and dried on the surface of product.

4) How to remove the water stain

- ① Everyday cleaning
 - Wipe up spills immediately with soft cloth or paper towels.
- ② Water stain
 - Minor water stain : Rinse several times with warm water and dry with a soft cloth
 - Major water stain : Use an abrasive plastic pad or rough sandpaper, and Lime-scale remover.

❖ Note: Scrubbing too aggressively may actually leave scratches or reduce the gloss level.